## MALE END VIEW

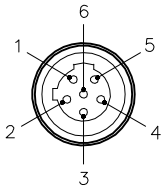


1 = RED/WHITE
2 = RED
3 = GREEN/YELLOW
4 = RED/YELLOW
5 = RED/BLACK
6 = RED/BLUE

micro fast.

## SPECIFICATIONS

| | |
|---|---|
| CONTACT CARRIER MATERIAL | NYLON |
| MOLDED HEAD MATERIAL/COLOR | TPU/YELLOW |
| CONTACT MATERIAL/PLATING | BRASS/GOLD |
| COUPLING NUT MATERIAL/PLATING | BRASS/NICKEL |
| RATED CURRENT [A] | 4.0 A |
| RATED VOLTAGE [V] | 250 V |
| OUTER CABLE JACKET MATERIAL/COLOR | PVC/YELLOW |
| CONDUCTOR INSULATION MATERIAL | PVC |
| NUMBER OF CONDUCTORS [AWG] | 6x22 AWG |
| TEMPERATURE RANGE | −40°C to +105°C (−40°F to +221°F) |
| PROTECTION CLASS | NEMA 1,3,4,6 AND IEC IP67, IP68, IP69K |

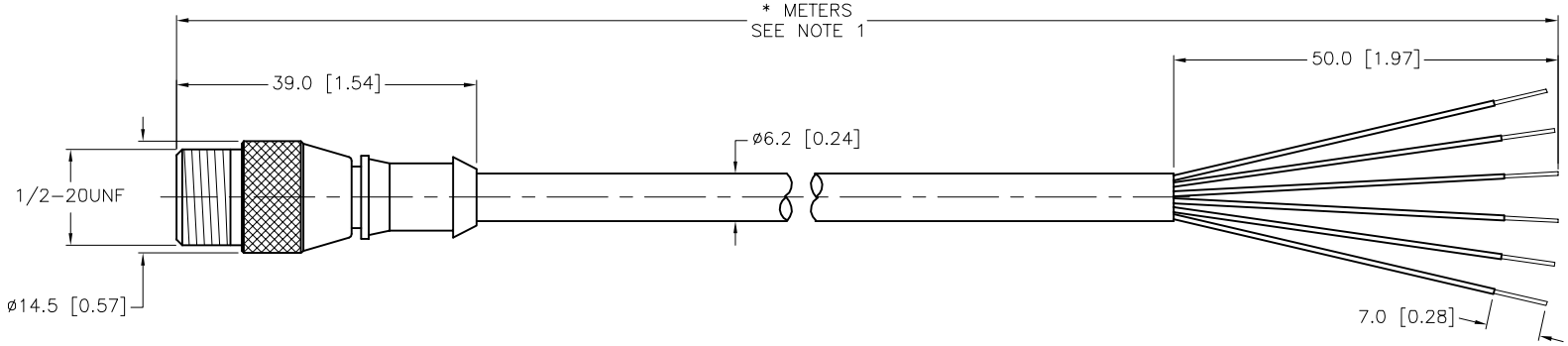


| CABLE LENGTH | TOLERANCE * |
|---|---|
| ALL LENGTHS | + 4% (OR 50mm) OF LENGTH<br>− 0% (OR 0mm) OF LENGTH<br>WHICHEVER IS GREATER |
| **STRIP LENGTH** | **TOLERANCE *** |
| 0−7mm | ±0.5mm |
| 8−29mm | ±1.0mm |
| 30−49mm | ±2.0mm |
| 50−69mm | ±3.0mm |
| 70−100mm | ±4.0mm |
| OVER 100mm | ±5.0mm |
| * UNLESS OTHERWISE SPECIFIED | |

**SOURCE DRAWING - FOR REFERENCE ONLY**

NOTES:

1. "*" INDICATES CABLE LENGTH IN METERS. CONTACT TURCK TO ORDER SPECIFIC LENGTHS.

| REV | DESCRIPTION | BY | DATE | ECO NO. |
|---|---|---|---|---|
| D | UPDATE CONDUCTOR COLOR | NF | 10/03/17 | 61074 |

RELATED DOCUMENTS
1.
2.
3.
4.

3RD ANGLE PROJECTION

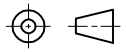

THIS DRAWING IS CONFIDENTIAL AND THE PROPERTY OF TURCK INC. USE OF THIS DOCUMENT WITHOUT WRITTEN PERMISSION IS PROHIBITED.

TURCK

3000 CAMPUS DRIVE
MINNEAPOLIS, MN 55441
1−800−544−7769
(763) 553−7300
(763) 553−0708 fax
www.turck.us

MATERIAL

FINISH

ALL DIMENSIONS DISPLAYED ON THIS DRAWING ARE FOR REFERENCE ONLY

CONTACT TURCK FOR MORE INFORMATION

DRFT DD | DATE 04/15/03
APVD | SCALE 1=1.0

UNIT OF MEASUREMENT
**MILLIMETER [ INCH ]**
DO NOT SCALE THIS DRAWING

DESCRIPTION: SB 6T−*

IDENTIFICATION NO.

REV: D

FILE: 777001927

SHEET 1 OF 1